

JUNIA

SCIENCE AND TECHNOLOGY
FOR A SUSTAINABLE FUTURE

INTERNATIONAL

STUDENT GUIDE



TABLE OF CONTENTS

WELCOME TO JUNIA!	3
<i>SETTLING INTO A NEW CULTURE</i>	3
<i>« BIENVENUE EN FRANCE » CERTIFICATION</i>	3
<i>ABOUT JUNIA</i>	4
PREPARING FOR YOUR ARRIVAL	6
<i>FINDING ACCOMODATION</i>	7
<i>VISA PROCEDURE</i>	11
<i>PLANNING YOUR BUDGET</i>	12
<i>DOCUMENTS TO BRING WITH YOU</i>	13
<i>GENERAL INFORMATION</i>	14
YOUR ARRIVAL IN FRANCE	15
<i>WELCOME TO LILLE!</i>	16
<i>MOVING IN</i>	17
<i>VALIDATE YOUR VISA</i>	18
<i>HEALTH INSURANCE</i>	19
<i>COMPLETE YOUR SCHOOL REGISTRATION</i>	20
<i>OTHER ADMINISTRATIVE FORMALITIES</i>	21
LIFE ON CAMPUS	23
<i>ACADEMIC LIFE</i>	24
<i>ASSOCIATIVE LIFE</i>	28
<i>STUDENT LIFE</i>	29
<i>HEALTHCARE AND WELLNESS</i>	31
LIFE IN LILLE	33
<i>DISCOVER LILLE</i>	34
<i>PUBLIC TRANSPORTATION</i>	36
<i>SPIRITUAL LIFE</i>	37
YOUR CHECKLIST	38
ANY QUESTIONS? PLEASE ASK!	39
<i>THE INTERNATIONAL OFFICE</i>	39

Welcome to JUNIA !

We are delighted that you have chosen JUNIA for your studies.

It is a big step to move abroad, to settle in a new home with a new culture. Living and studying in a second language can also be a challenge.

In this welcome guide, we have gathered information which will hopefully help you prepare for your arrival and facilitate your first steps within JUNIA.

We hope that you will feel at home with us and look forward to meeting you!

JUNIA International Office

SETTLING INTO A NEW CULTURE

You may find that over the coming months the process of settling into your new university may take you through different stages of adaptation. Do not be discouraged if you take some time to adjust. Keep talking to your peers/academics, keep working and making the most of this new opportunity until you feel settled. And don't be afraid to make changes if you realize something isn't working for you.

It is typical that all new students (regardless of previous studying experience) will face some challenges as they adjust to their new student lives. It is important to be aware of this so that you can prepare in advance and understand how to face these challenges as they arise. In any case, you will not be the only one and you will never be alone – there are many areas of support in the University to help you.

« BIENVENUE EN FRANCE » CERTIFICATION

We are proud to announce that our school has received the "**Bienvenue en France**" **3-star label**, recognizing our commitment to welcoming and supporting international students.

This distinction highlights the quality of services we provide to help our students from around the world integrate smoothly: administrative support, language assistance, a dynamic student life, and much more.

International openness is at the heart of our priorities, and we will continue to do everything possible to offer our students a rewarding experience.

Welcome to our school!



ABOUT JUNIA

JUNIA is a leading generalist engineering school that has been training professionals to address the major transitions of our time since 1885.

With campuses in Lille, Bordeaux and Châteauroux, it offers four complementary programmes: three dedicated to the education of engineers accredited by the CTI (HEI, ISA, ISEN), and one focused on emerging professions and continuing professional education (XP).

These programmes cover all major transitions: agricultural, food and environmental; industrial, energy and urban; digital and technological; as well as professional and societal. They also incorporate the skills needed for new professions and career transitions, and are built around around thirty areas of professional specialisation closely aligned with the needs of businesses and local communities.

With more than 4,500 students, 35,000 alumni and high-level research closely connected to the economic world, JUNIA trains engaged and responsible engineers, ready to act at the heart of ecological, industrial, digital and societal change.

For more information, visit our website: <https://www.iunia.com/>

A FEW FIGURES

**A COMMITTED SCHOOL
FOR THE SUCCESS
OF ALL ITS STUDENTS**



**A SCHOOL
SERVING THE PUBLIC**



EESPIG ACCREDITED
(PRIVATE HIGHER EDUCATION
INSTITUTION OF GENERAL INTEREST)



**100% OF TUITION FEES
REINVESTED**
IN EDUCATION AND RESEARCH



BIENVENUE EN FRANCE ***
OFFICIALLY CERTIFIED



DEGREES CERTIFIED
BY THE FRENCH MINISTRY OF HIGHER
EDUCATION AND RESEARCH



**AFFILIATED WITH THE
CATHOLIC UNIVERSITY
OF LILLE**

**THE STRENGTH
OF A GRADUATE SCHOOL**



4.000

**STUDENTS ON 3
CAMPUSES**

*21,25% international
students*



36.000

**DEGREES
AWARDED
WORLDWIDE**



340

**PARTNER
UNIVERSITIES
ABROAD**

100
STUDENT
ASSOCIATIONS

6
LABORATORIES

18
RESEARCH
TEAMS


OUR CAMPUSES

Our main campus - Lille Campus

Established in the heart of Lille's Vauban-Esquermes district since 1885, the JUNIA Lille campus offers a wide range of programs, research and innovation activities, as well as various services for businesses.


The campus benefits from a dynamic city-center environment, at the heart of the historic and student district of the Université Catholique de Lille.

Inheriting the history of the three merged schools HEI-ISA-ISEN, the campus now comprises five buildings with very different characteristics.



Palais Rameau

Campus Centre



This campus, in the Balsan district of Châteauroux, in the region Centre-Val-de-Loire, offers the HEI degree (vocational route) in partnership with the Indre Chamber of Commerce. It boasts impressive technological facilities and is an exceptional place to work and study. Within premises renovated in 2012 to host engineering training, the site is equipped with a FabLab, a mechatronics and robotics hall, and five educational laboratories.

In total, this campus boasts 5800 m² of facilities, allowing us to excel in teaching, creativity and technological innovation.

Bordeaux Campus

Located on the Euratlantique site and 5 minutes away from the Saint-Jean train station, the François d'Assise Capus has officially opened in February 2023. Three programs are offered:

- ADIMAKER preparatory cycle
- Network and Informatics preparatory cycle
- the ISEN engineering program through apprenticeship in a work-study format.

These programs allow students to continue to our graduate engineering degrees (HEI and ISEN).





Preparing your arrival

Q

A

2

3



FINDING ACCOMMODATION

Living in Lille requires a certain budget. It takes time to find housing at a reasonable price, so we advise you to start your search as soon as possible. **It is very difficult to find housing upon arrival in Lille. We strongly advise you to find a room before arriving.**

GOOD TO KNOW

When renting an accommodation in France, a guarantor is required. It is an individual or an organization that will guarantee that your rent is paid should you cease payments.

Most of the times, foreign guarantors are not accepted. If you do not know anybody in France that can be your guarantor, you can use the rental guarantees [VISALE](#) or [Garantme](#).

VISALE is free, but you need to match some criteria to be eligible. You can check if you are eligible [here](#).

Housing Insurance is also required.

ON CAMPUS ACCOMMODATION

ALL RESIDENCES



ALL residences offer furnished rooms from 9m² to 16m² (bed, closet, desk, washbasin). Toilets and bathrooms are shared in some residences. Students also share a kitchen and a laundry.

Residence services include: regular room cleaning, bed linen on loan, common room, kitchen, laundry room and activities (sports, thematic parties and competitions...). Also note that residence halls are generally mixed, you will be sharing bathrooms and eating areas with the opposite sex.

Choosing accommodation in a student residence requires a personal commitment to community life.

If you wish to book a room in one of the ALL residences, you will find all the housing information (list of university dorms, description, rent price, housing application form,...) on the website of ALL (Housing Office) : <https://www.all-lacatho.fr/en/list-accommodation> and <https://www.all-lacatho.fr/en/accomodation/how-to-book-an-accommodation>

The rents are from **356 to 710€/months + monthly fees**. Please note that you will be requested to pay a **housing administrative fee of about 262 Euros** to ALL either by credit card or by international bank transfers when booking a room.

Please note that it is up to you to book a room.

ALL Student Life Service
47 Boulevard Vauban (second floor) - Lille
E-mail : logement@all-lacatho.fr - Tel : +33 (0)3. 20.15.97.78
Open from Monday to Friday: 9 am to 6.00 pm

ESTUDINES: Private Student Residences

These residences offer studios and one-bedroom apartments from 19 to 41m². The rents are from 650€ to 780€/month + monthly fees.

Two residences are located close to the school:

Les Estudines Flandre Gambetta and Les Estudines d'Artois

<http://www.estudines.com/residence-logement-etudiant-lille-6.html>



GOOD TO KNOW

If you are requesting a room in Les Estudines through our service, you won't need to provide any guarantors. If interested, please inform us and we will send you the form to fill in.

Nexity Studea: Private Student Residences

Nexity Studea is a network of student residences in the main cities of France (Lille, Paris, Bordeaux, Lyon...). They offer fully furnished and equipped rooms and studios from 9m² to 32m² (depending on the residences) from 420€/month to 741€/month.

Living in one of their residences will allow you to meet other students and share experiences with them, not only in the available common areas but also through organized events, group activities, and workshops such as cooking classes, sports, and DIY sessions.

Many other services are provided such as insurance, internet, electricity, cleaning service... A bilingual on-site residence manager is available to help you if you have any problems.

There are 3 residences in Lille: Studea Lille Centre (10 minutes walking from the school), Studea Novalille and Studea Moulin (both 10 minutes by bike).

You can book a room directly on their website: <https://www.nexity-studea.com/en/student-housing/lille>

Booking an accommodation with Nexity Studea requires a French guarantor.

JUNIA students can get a discount on administrative costs and can move to another residence in another city without paying these costs again (if they find an internship elsewhere in France for example).

TWENTY CAMPUS

Twenty Campus and its residences around Lille offer furnished apartments in secured residences with an on-site manager that can help you if needed. Living in one of their residences gives you access to many services such as housekeeping, breakfasts, gyms, unlimited internet, 24/7 reception, common areas depending on the selected residence.

You can book a room directly on their website: https://www.twenty-campus.com/en/?utm_source=JUNIA&utm_medium=Partenaire&utm_campaign=Redirection or contact them at logementetudiant@sergic.com.

Don't hesitate also to contact us if you need assistance. We might be able to help you!

CROUS UNIVERSITY RESIDENCES

Rooms in CROUS residences are the cheapest solution for accommodation in Lille but priority is given to scholarship students with a DSE (Dossier Social Etudiant). Usually, international students do not meet the requirements to submit a DSE and therefore cannot request a room on the first phase of room attributions. However, you can request a room during the additional phase (around mid-July) and during the whole academic year (depending on availability).

<https://trouverunlogement.lescrous.fr/>

PRIVATE ACCOMMODATION

You can rent an apartment directly from its owner. You will need to provide guarantees, sign a lease, and subscribe with an energy provider. The apartments can be offered without furniture, furnished or fully equipped. Here are examples of websites that will help you find accommodation:

www.paruvendu.fr - www.lokaviz.fr - www.leboncoin.fr - www.pap.fr - www.adele.org

Be aware of scams: the ads are not verified on these private websites so make sure not to make any bank transactions before seeing the appartement.

FLAT-SHARING

« Co-loc », which means flat sharing is one of the most economical options. It allows you to split the rent and charges between roommates. If you choose a “Co-loc” with French people, it will also help you integrate into the French way of living more easily.

www.mylillehome.com – <https://www.weareroof.com/en/ville/lille>
www.chez-nestor.com - www.macoloc.fr - www.appartager.com

HOUSING SERVICES

STUDAPART

Looking for a place to live? Use Studapart [online housing platform](#).

You can access hundreds of exclusive offers for periods of 1 to 24 months near campus but also throughout France during your search for internship: studios, flatshares, rooms in private homes... and benefit from a personalized support throughout your rental!

<https://junia.studapart.com/en/>

From the rental application to the reservation of the accommodation, all the steps are done online. The rental file is simplified and in 100% digital format. Studapart stands by you during the whole duration of your stay!

- ⚡ Exclusive offers for JUNIA students
- 🔒 Verified ads and secured payment
- 📄 Simplified rental file & 100% online procedures

To get started, click on the [tenant space](#) and create an account on the platform! You can login with your personal address, but you will need to provide proof of acceptance to JUNIA.

The advertisement features a dark blue background with white and red text. At the top, it says 'Find your accommodation easily with Studapart'. Below this, it states 'Find your apartment for a few months, in a few clicks, in over 40 cities in France'. A central image shows a modern kitchen with a bar and stools. To the left of the image is a red badge that says 'Exclusives offers'. Below the image, it lists 'Flatshares, apartments, studios, housing in residences.' and includes a green 'Book' button. At the bottom, the Studapart and Junia logos are displayed.

You do not have a guarantor living in France?

Thanks to the Studapart guarantee, Studapart is your guarantor for the whole duration of your rental. To be eligible, all you must do is submit your ID and proof of admission on the platform.

A multilingual team awaits you at booking@studapart.com

LIVINFRANCE

Coming to study in France as a foreigner is not easy. Obtaining your visa, finding a place to stay, applying for social security, and CAF: there are plenty of things to do.

That is the reason why we decided to team up with **LiveinFrance**, which offers personalized support for every process. Whether you come with Campus France, Erasmus, or individual mobility, they have everything prepared for you! You will also be able to take advantage of good plans from partners and make lots of savings!

GOOD TO KNOW

Are you struggling to find a guarantor? LiveinFrance can be your guarantor if you are willing to pay a fee for it. If you do so, we would recommend to also book your accommodation through LiveinFrance as the fee will be reimbursed upon booking.

<https://livin-france.com/junia/register>

ERASMUSPLAY

ErasmusPlay is an international student housing platform that helps you to find your new home. Choose your accommodation between residences, apartments, shared flats or rooms for students. Filter to adapt the results to your needs and compare among a wide offer of student housing.

SHORT-TERM ACCOMMODATION

Do you wish to find an accommodation for just a few days and give yourself some time to search for long-term housing? Though we don't recommend this option, find below websites that can help you:

www.hifrance.org - <https://www.thepeoplehostel.com/en/lille>

HELPFUL TIPS

Beware of scams! Unless you have booked accommodation through our partners, **never pay any rent in advance** before leaving your country.

In general, we don't recommend booking through private websites as we have plenty of trusted partners to book from (student residences, LivinFrance, Studapart...).

But if you do decide to book through a private website, here are a couple of situations that you should watch out for:

- A landlord that wants to speed up the process because of a lack of time.
- A landlord that is away from the city and or located abroad.
- A Mandat Cash payment request.

More information on the website [here](#).

VISA PROCEDURE

STUDENTS COMING FROM THE EUROPEAN UNION, EEC AND SWITZERLAND

You are exempted of visa. You need a valid identity card or a valid passport.

If you wish to work during your studies in France, you cannot exceed a total of 964 hours of work per year, or 60% of the total duration of legal annual working time.

STUDENTS COMING FROM OUTSIDE THE EUROPEAN UNION

As soon as you receive your acceptance letter, you can then start the visa application procedure. You can consult the official website for visa applications:

<https://france-visas.gouv.fr>

For students of the following nationalities:

Algeria, Argentina, Armenia, Azerbaijan, Bahrain, Benin, Bolivia, Brazil, Burkina Faso, Burundi, Cambodia, Cameroon, Canada, Chad, Chile, China, Colombia, Comoros, Democratic Republic of Congo, Djibouti, Dominican Republic, Ecuador, Egypt, Ethiopia, Gabon, Georgia, Ghana, Guinea, Haiti, Honk Kong, India, Indonesia, Iran, Israel, Ivory Coast, Japan, Jordan, Kenya, Kuwait, Lebanon, Madagascar, Malaysia, Mali, Mauritania, Mauritius, Mexico, Morocco, Nepal, Niger, Nigeria, Pakistan, Peru, Qatar, Republic of Congo, Russia, Saudi Arabia, Senegal, Singapore, South Africa, South Korea, Taiwan, Thailand, Togo, Tunisia, Turkey, Ukraine, United Arab Emirates, United Kingdom, United States, Vietnam

The "**Etudes en France**" [online application procedure](#) has been set up by the French Ministry of Foreign Affairs. This procedure must be thoroughly followed and is **mandatory to obtain a student visa**.

For more information, please contact Campus France in your home country:

www.campusfrance.org

For students from any other nationality

Please check with the French Consulate which is the closest to your home to receive information on the process and the list of required documents to get a visa.

Check this [webpage](#) to get the contacts of French embassies and consulates abroad.

To obtain your long stay visa, French Consulate will usually require:

- a recent **passport-size photograph**,
- a valid **passport**,
- **a proof of enrolment** (acceptance letter),
- **a proof of accommodation** in France,
- **a proof of financial support**.

GOOD TO KNOW

A tourist visa is not enough; students will risk being expelled from France after 3 months and **any diplomas or credits obtained will not be recognized**.

Also don't wait until the last minute as the obtention of visas can take longer during busy periods, especially in July and August.

If you are less than 18 years old, you must request a **visa mineur scolarisé** (school-going minor), valid for 11 months max. You will then have to wait until 2 months before you reach the legal majority to request your first residence permit once in France.

PLANNING YOUR BUDGET

As an international student, you want your experience in France to be unforgettable! One of the most important things to do is to define your budget to be able to enjoy your student life in Lille to the fullest.

First, estimate how much money will come in monthly and how much money you will spend.

Of course, accommodation and food are the major costs, but you also need to consider additional costs like transportation, trips, cultural activities, and nights out with friends.

It is better to overestimate your expenses than to end up having financial difficulties.

You will find below an estimation of the cost of living in Lille:

MONTHLY BUDGET ESTIMATION

Housing	500 –700 euros*
Food	150 - 200 euros
Transportation	27 to 55 euros
Phone & internet	30 euros
Leisure/hobbies	100 euros
Insurances (housing, civil liability...)	20 euros
TOTAL	900-1100 euros

*For housing, the price can vary depending on location, surface, flat-sharing, or student residences.

For food, it obviously depends on how much you eat and how often you go out for lunch and dinner. If you are cooking most of your own meals or eat at the university restaurant with a “student formula” at €3.30, expect to spend between €150-200 per month.

For transportation, it also depends on where you live. If you live near the school, you don't necessarily need a subscription to the metro or the bus. On the other hand, if you need to use public transport daily, we advise you to take a monthly or permanent subscription. You will find more information on prices in the category “*Public transportation*” of this guide.

In addition to the estimated monthly budget, don't forget the additional expenses at your arrival such as:

Fiscal stamp of about 50 Euros (to buy once in France): for students having a visa “VLS-TS”

Extra health coverage: approximately 45 € (for the first month of arrival)

Housing insurance: approximately 30 Euros / year

A returnable deposit for your accommodation (1 to 2 months' rent + a month's rent in advance)

HELPFUL TIPS

During your first month in France, you can use a budgeting app such as [Bankin'](#) to follow your main expenses to see what you have left over to spend on activities and leisures.

Take advantage of student discounts! With your student card, you can get discounts for museums, cinemas, gyms...

DOCUMENTS TO BRING WITH YOU

BEFORE YOU LEAVE FOR FRANCE, MAKE SURE TO BRING WITH YOU:

- Passport (or identity card if you are a European student)
- Long stay student visa for non-Europeans
- Birth certificate in your own language with an official French version translated by a recognized translation center authorized by French government (for all non-European students + European students who will be studying at JUNIA ISA)
- Proof of enrolment or acceptance letter to JUNIA
- European health insurance card (European Union students only)
- Proof of private health insurance for non-Europeans
- Health records or certificate of vaccinations
- Proof of residence in France

HELPFUL TIPS

Scan your documents and save them in a personal cloud to access them easily.

GENERAL INFORMATION

You will find a selection of websites where you will get information about France, its culture, and its educational system.

Lille and the region

<https://www.lilletourism.com/>

<https://www.french-weekendbreaks.co.uk/>

<https://lehti.com/>

<https://lilleaddict.fr/>

Living and studying in France

Ministry of Foreign Affairs:

<https://www.diplomatie.gouv.fr/fr/>

Ministry of Education:

<https://www.education.gouv.fr/>

Campus France:

<https://www.campusfrance.org/fr>



YOUR ARRIVAL IN FRANCE

FRANCE



WELCOME TO LILLE!

HOW TO GET TO LILLE FROM THE AIRPORT?

BY RAIL

Lille has two train stations located in the center of the city. High speed trains arrive from all major cities in France and Europe, including Brussels, London, and from Roissy-Charles de Gaulle airport.

From Roissy-Charles de Gaulle airport (Paris airport): Take a TGV train from the airport's SNCF station (located in terminal 2F) to Lille-Europe or Lille-Flandres train station. It takes about an hour to reach Lille from the airport.

From Brussels Zaventem airport: Take the local shuttle from the airport to Brussel-Zuid (Bruxelles Midi) train station, then Eurostar train to Lille-Europe station. The train ride takes about 35 minutes.

BY AIR

You can also land at local airports coming from some European cities.

From Lille/Lesquin airport (<http://www.lille.aeroport.fr/home/>), a shuttle takes you to Lille-Flandres train station in 20 minutes. It costs 8€ for a one-way ticket.

For a cheaper option, you can also take the bus line 68 to the metro station "4 Cantons" and then take the metro to Gare Lille Flandres (2 euros – 45 minutes).

From Charleroi airport (<http://www.charleroi-airport.com/en>) A shuttle will then take you to Lille Flandres train station. It costs between 5€ and 29.99€ for a one-way ticket.

BY ROAD

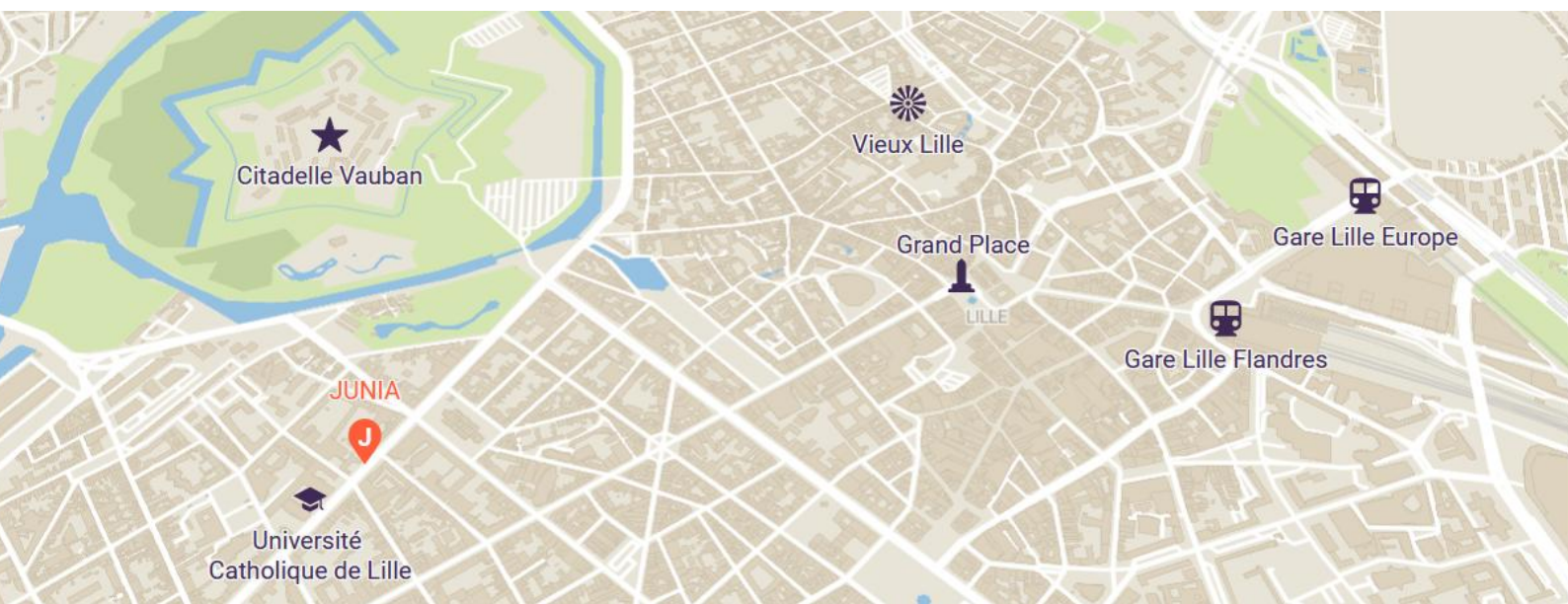
Several bus companies have services to Lille such as [Flixbus](#), [Blablacar bus](#) and [Flibco](#). The drop-off place is at the Lille-Europe train station. You can also use [Blablacar](#), to carpool with other people.

PICK-UP SERVICE

You will be contacted by the JUNIA Globe student association to organise your pick-up at either train stations. They will e-mail you to initiate contact, organise the pick-up, meet you at the train station when you arrive in Lille and help you settle in your accommodation.

WHERE IS JUNIA LOCATED?

JUNIA is ideally located in the Vauban-Esquermes district, in the city center of Lille. There you will also find the Catholic University of Lille. To come to JUNIA, the nearest metro stations are Gambetta and Cormontaigne and you have a V'Lille station nearby. You will find more information on the section "[Public transportation](#)" of this guide.



WELCOME SESSION AT JUNIA



JUNIA organizes a welcome session for the new international students.

The welcome week at JUNIA takes place at the end of August/beginning of September for the 1st semester; and at the beginning of January for the 2nd semester. **It is mandatory and free of charge.**

We will organize workshops to help you for the practical aspects of your exchange and administrative formalities (CAF, visa, open a bank account...).

But of course, we are not forgetting the fun part! We will have events organized by our service and the international student association such as a Campus Tour, the visit of Lille, welcome breakfast, ice breaker activities to meet the other students.

MOVING IN

When moving in, you will have to settle some details with the landlord.

You will have to give a “**dépôt de garantie**”: it is deposit equivalent to one or two months' rent in addition to your first month rent. You will normally get your deposit back when you leave your house if everything is in good condition and clean. In this sense, an inventory will be made when you arrive and when you leave the place, called “**un Etat des lieux**”.

ACCOMMODATION INSURANCE

Housing insurance covers your house from multiple risks and sinister a rental can be subject to (flooding, fire, electrical damage). This insurance covers the building and apartment itself but also the furniture, the occupants at the time of the sinister, and their civil liability. It is called “**Assurance multi-risques habitation**” in French.

It is mandatory for you to get housing insurance. We advise you to contact one of our partners: [SMENO](#), [STUDCORP](#), [HEYME](#)...

ACCOMMODATION ALLOWANCE

- Good news! As a student, you are entitled to housing allowance, which is granted by the French government through the “Caisse d’Allocations Familiales” (CAF). Its amounts vary according to the amount of rent, the financial resources, the location of your accommodation...
- You should apply on www.caf.fr as soon as you get your lease “Contrat de location” or “Bail” in French.
- The International Office will help you to fill in this online form during the welcome session. You will need to:
- Open your bank account and get your RIB “Relevé d’Identité Bancaire” (bank account details).
- Provide valid ID (and residence permit for non-EU students).

NB: The « dispense temporaire de titre de séjour » VISA type will not allow you to get the allowance.

GOOD TO KNOW

- Allowance is not automatic nor assured.
- Entitlement begins the month after moving in and 1st payment is done at the beginning of the following month.
- You can apply when house sharing, each tenant must apply individually.
 - Before applying, you can get an estimation of the amount of allowance you may receive:
<https://www.dcaf.fr/wps/portal/caffr/aidesetservices/lesservicesenligne/estimervosdroits/lelogement#/simulateur-usager>

REUNIV

RéUniv is an association created by two JUNIA Alumni whose goal is to improve students' on-campus experience.

They help students that are moving in Lille to easily find the furniture they need and collect furnitures that students moving out of Lille do not need anymore, alongside local student associations and volunteers.

By doing so they contribute in their own way to reducing the environmental footprint left by students and allowing them to settle in their home at a cheaper price.

RéUniv will be organizing a yard sale during our Welcome Sessions, so that you can access their service upon arrival!

<https://www.reuniv.fr/>



OPEN AN ELECTRICITY ACCOUNT

If you are renting a place that does not include electricity in your rent, then you will have to open an electricity account. Here is some of the main energy providers: EDF, Total Direct Energie, ENI, Engie...

The cost generally depends on the place's square footage. Some suppliers have an online tool that helps you estimate your consumption and energy label. As an example, for a 20m² apartment with electrical heating, plan on a 30€ monthly bill.

VALIDATE YOUR VISA

As soon as you arrive in France you must have your passport stamped at the border.

The International Office will help you through the next steps of the visa procedure.

For students with **long-stay visa with residency permit (VLS-TS):**

You will have to validate it online once in France, within 3 months after your arrival. You must go on this webpage and click on "Validate your VLS-TS long stay visa". You will need to provide:

- Information on your visa
- Date of entry in France
- Place of residence in France
- Tax stamp (50€) that you can buy online or in a tobacco shop.

For student with visa “**carte de séjour à solliciter** »:

You will have to apply for a resident permit (**carte de séjour**) once in France. You will have to go on this [webpage](#) and click on “I would like to apply or renew my residence permit”.

For student with visa “**Dispense temporaire de carte de séjour**”, there is no administrative procedure to do.

For students who are staying for a second year:

The visa will need to be renewed for the second academic year **between the fourth and second months before your visa expires**. You will have to consult this [webpage](#) and click on “I would like to apply or renew my residence permit”.

For student with visa “**mention mineur scolarisé** »:

You will have to wait until 2 months before you reach the legal majority (18 years old) to be able to start the process. The ANEF website doesn't include this type of visa, so you must fill in a **paper application to send by post** to the Prefecture. The international office will help you in this process.

For student with “**student-in-competition**” (*étudiant concours*) visa:

If you have this type of visa, it means you came to France to sit an exam or an admission interview.

In case of acceptance to your exam, you will be able to request a first student residency permit from the Prefecture without having to return to your country of residence. You must fill in a paper application as well.

GOOD TO KNOW

- Please note that the student visa constrains a limit on working hours.
- During your stay, any change of address must be notified to the Préfecture within 8 days.
- In case you lose your papers, you must go to the nearest Préfecture and in case of theft, to the police station to make a theft/loss statement. Your home country's embassy or consulate will help you obtain a new passport.
- Non-European students who plan to travel to other countries during their stay in France need to contact the embassies of these countries to check out the conditions of entry.

HEALTH INSURANCE

MANDATORY HEALTH INSURANCE

It is mandatory for all students in higher education institutes to have health insurance coverage. Upon arrival, the International Office of JUNIA will help you out with the online enrolment.

European Students

Bring with you your European health insurance card or the health insurance certificate provided by your health insurance company in your home country.

Non-European Students

Government requires non-European students spending more than 3 months in France to register to the French health insurance, called “*Sécurité Sociale*”. It is free of charge, and it covers about 70% of medical costs. Please note that it doesn't cover you if you travel outside France, in case of repatriation and for civil liability.

The affiliation to the *Sécurité Sociale* can take several weeks to be processed. Therefore, we ask you to take out health insurance (including cover of medical expenses, repatriation and civil liability) in your country, **valid from your first day in France and for at least 1 month**. You are free to extend your personal health insurance to the entire semester for more security.

Exception: for **Quebec exchange program students**, you must provide the form SE 401 Q106.

Dental and eye care are only partially covered, and reimbursement depends on prior agreement with social security services. It is **highly recommended to subscribe a complementary health care system** (see optional health insurance below) for more coverage.

USEFUL RESOURCES

<https://etudiant-etranger.ameli.fr/>

<https://youtu.be/qEpy9Xr9UKk>

[Campus France](#)

OPTIONAL HEALTH INSURANCE

Students have the option of getting complementary financial cover to obtain better refunds. This cover is different from the affiliation to *Sécurité Sociale*. There are several complementary student insurance companies: [SMENO](#), [STUDCORP](#), [HEYME](#).

The costs vary depending on the insurance company and the option chosen (from around €10/month).

COMPLETE YOUR SCHOOL REGISTRATION

On your arrival, the International Office will help you finalize your school registration.

They will require the following documents:

European Students

- ID card or passport
- [CVEC](#) certificate (**ONLY** for degree-seeking students, doesn't apply to exchange students)
- Civil liability insurance
- For **students from JUNIA ISA only**: original birth certificate and sworn translation into French

Non-European Students

- Passport
- Official birth certificate and a sworn translation into French or English, from less than 3 months

- For **students from JUNIA ISA only**: original birth certificate and sworn translation into French
- CVEC certificate (**ONLY** for degree-seeking students, doesn't apply to exchange students)
- Civil liability insurance

CIVIL LIABILITY

Civil liability is the obligation to compensate for damage caused to others. It is requested for administrative enrolment at JUNIA and must be valid for academic purposes and valid for the whole duration of your stay at JUNIA.

We recommend you buy it before your arrival mostly through your travel insurance. But you can also buy it once in France:

- Through insurance companies: SMENO, HEYME, STUDCORP
- Through your housing insurance
- Some banks may also offer civil liability insurance.

What is important to look at when you subscribe for a civil liability insurance is:

- Can it be included in my housing insurance?
- The period of notice (the minimum period of commitment to cancel a contract)

OTHER ADMINISTRATIVE FORMALITIES

OPENING A BANK ACCOUNT

Opening an account is strongly recommended. It is compulsory for non-European students. You will also need it to receive the accommodation allowance.

To open a bank account, you will need to go to the bank and provide the following documents:

- Copy of your passport
- Photocopy of student card or pre-registration or residence permit.
- Proof of accommodation (Note that if you booked via Airbnb for a long stay, you will need to contact the landlord to request a lease to be able to open a bank account)

We have a partnership with BNP Paribas which is close to our school. They will be hosting a help desk at their offices during the September welcome session every morning from 9:00 AM to 12:00 AM.

Another quick way to open a bank account is to go with online banking services. It can be very useful during your first weeks of stay in France to open one so that you can get on with the administrative tasks. They are also usually cost efficient as they have little to no monthly fees. You can open one at Revolut, BoursoBank or N26.

GOOD TO KNOW

If your credit card is lost or stolen, call immediately your bank to block your credit card.
Avoid carrying large amounts of cash, but foresee enough cash for the cost of settling in.
Banks are closed on Saturday afternoons, Sundays, Mondays and for public holidays.

GET A FRENCH PHONE NUMBER

To get a French phone number, you will need to order a SIM Card online or buy it in a store. The choice of market operators is important. The main operators for mobile phones are Free, Bouygues, SFR and Orange.

You also have operators such as Lebara and Lycamobile that offer SIM cards with no engagement and multilingual support. Duly note however that the services provided by these operators aren't compatible with the reception of automatic text messages (upon bank account opening for instance).

Typically, French mobile phone subscriptions (*forfaits, abonnements*) offer cheaper rates than prepaid SIM cards. Contracts often include a pre-determined number of calls, texts, and mobile data allowance.

When checking the different offers, we advise you to pay attention to these different points:

- The language of support
- The type of subscription (with or without commitment)
- The network data available monthly in your package

HELPFUL TIPS

For non-European students : to have immediately access to mobile data in France and to avoid any bad surprises while arriving in the country, we would strongly recommend checking for an eSim package provider. That way, you will have mobile data in France until you have a French phone number!



LIFE ON CAMPUS

CA
Z
B



ACADEMIC LIFE

HIGHER EDUCATION SYSTEM IN FRANCE

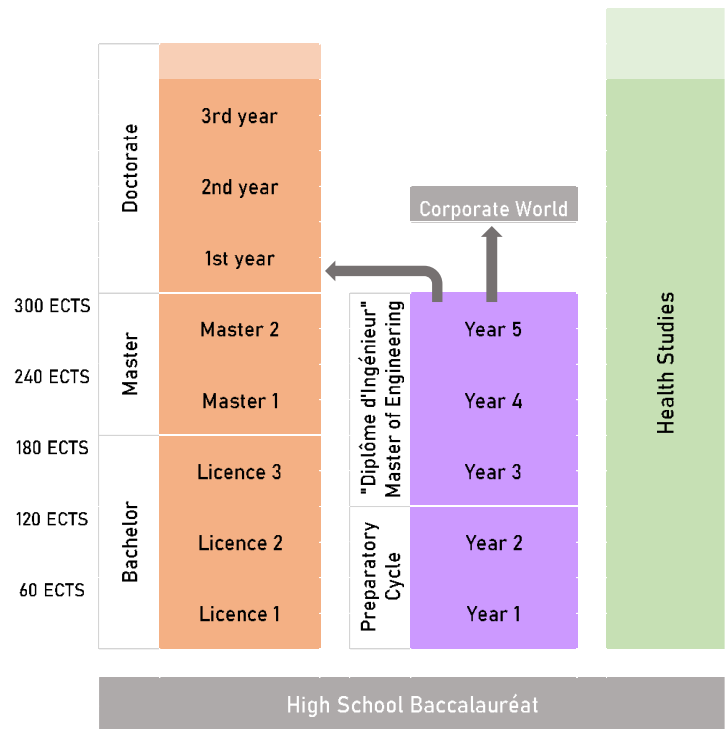
The French Higher Education systems offers multiple possibilities for studies based on the Bachelor/Master/Doctorate system. In France, we call it the LMD System (Licence/Master/Doctorat system). It is accessible by obtaining the French "Baccalauréat" or an equivalent diploma.

Engineering studies are also part of the "Grandes Ecoles" system. Its organisation is slightly different from the LMD system, but it delivers ECTS Credits as well.

Engineering studies at JUNIA usually start with a two-year preparatory cycle, which is an intensive scientific programme. Preparatory cycle does not deliver a diploma but allows access to the Engineer cycle.

The Engineer cycle ("Cycle ingénieur") is a three-year study cycle.

Year 3 is mostly based on general scientific teachings, with slightly more specialized teachings depending on the programme. For Year 4 & 5, students choose the orientation they wish to give to their career from one of the 40 areas of specialisation offered at JUNIA.



The European Credit Transfer system (ECTS)

It is a point system created by the European Union to understand and compare more easily study programs all over Europe.

Each semester, when successfully completed, allows students to obtain 30 ECTS credits.

In the LMD system, a bachelor's degree is awarded by obtaining 180 ECTS credits, a master's degree by obtaining 120 additional ECTS credits (300 in total).

ACADEMIC CALENDAR

Depending on your program and year of admission, semester dates may vary.

Fall semester will be more likely from late August/early September until late December/early January.

Spring semester will be more likely from early January until the end of April / May.

The school is closed for 2 weeks from the end of December to the beginning of January.

Public holidays

On these days, JUNIA will be closed and there will be no classes:

All Saint's Day (<i>la Toussaint</i>)	1st of November 2026
WW1 Armistice Day	11 th of November 2026
Christmas	25 th of December 2026
New Year	1st of January 2027
Easter Monday	29 th of March 2027
Labour Day	1 st of May 2027
WW2 Armistice Day	8 th of May 2027
Ascension Thursday	6 th of May 2027
Pentecost Monday	17 th of May 2027
National Day or Bastille Day	14 th of July 2027
Assumption (<i>Assomption</i> or <i>le quinze août</i>)	15 th of August 2027

BEHAVIOUR AND ATTENDANCE

Students are expected to show good behavior and involvement during their studies at JUNIA.

Attendance is mandatory for all classes. All students must attend their classes and all scheduled assessments. Attendance is checked and absences must be justified.

Students showing poor behavior or missing too many classes will be summoned to a disciplinary board and risk being expelled from the school.

EXAMS

There are two types of assessment: continuous assessment which validates knowledge with oral and written exams continuously throughout the year; Exams (oral and written) that are taken in one go at the end of each semester.

STUDENTS WITH SPECIAL NEEDS

If you are a student with disabilities or in need of specific care, please contact the MAH (*Mission Accueil Handicap*) referent person of your program (HEI, ISEN or ISA) who will explain how to put in place specific measures to facilitate your life on campus.

You can request special arrangements for exams and classes by filling the application form for students with disabilities on <https://mah.univ-catholille.fr/> and click on "First Request".

You will then need to make an appointment with the university doctor at CPSU. More information in the section "Where to get medical care"

Advisors at JUNIA:

JUNIA program HEI et JUNIA program ISEN: MARSEAULT David; david.marseault@junia.com

JUNIA program ISA: LEYS Christelle; christelle.leys@junia.com

LANGUAGE CLASSES

Parlez-vous français ?

Whether you are an expert in Moliere's language, or a complete beginner, JUNIA offers free French classes to all international students who do not have French as their official language. Depending on your level (A1 beginner to B2 intermediate level), you can benefit from up to 120 hours of classes in small groups. Students who stay for the master's program will thus be in the best conditions to take an official qualification and validate a B1 or higher level of French (a graduation requirement).

Of course, don't hesitate to take a few French classes before coming to France: this way, your integration in Lille would be easier!

JUNIA also offers English classes for students within the program taught in French, allowing students to obtain an official qualification. Graduation requirement in English is B2.

RESSOURCES

Digital Environment

Aurion

Aurion is JUNIA's platform for administrative and academic management. You will use it for different procedures such as: administrative enrolment, checking your schedule, checking your grades, internship management, ... You will receive an automatic e-mail once your account is created.

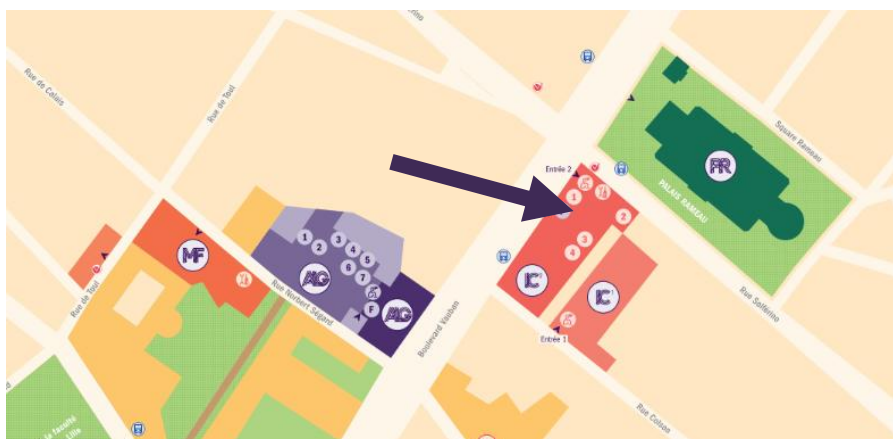
JUNIA Learning

The JUNIA Learning platform brings together the courses and educational resources of your studies at JUNIA. You will also find general information about your arrival and stay in France in the « international students » group.

IT Support

You will find the IT support at this address: 41 Boulevard Vauban, office C605.

They are open from 7:45AM until 5:30PM every day except on Thursdays (from 7:45AM until 2PM, and then from 3PM until 5:30PM).



If you need information to log in, to print documents or to borrow computers, you can go directly to their department or send an email to:

2345@junia.com

Upon arrival, you will get a JUNIA email address that will be used by professors and administrative staff to share information with you. It will also allow you to print and digitize your documents. You have the possibility to print and digitize from several printers available in every building.

You will also get a login and a password to access your WebAurion, the portal that will give you access to your registration process, schedule and classes, grades.

GOOD TO KNOW

At the beginning of the academic year, you have a credit of 30 euros on your student card to print documents. You can top up your card if you need more credits.

Libraries



The university library of Vauban is located close to the school at 60 rue du Port and is accessible to all the students from the Université Catholique de Lille, including JUNIA.

It is open from Monday to Friday from 8:30am to 10pm.

You can consult the portal of the library by clicking [here](#). It will give you access to the catalogue, digital resources and different services offered by the library.

There is also a library in JUNIA, located at 2 rue Norbert Ségard and open from 9am until 8pm from Monday to Thursday, and until 5pm on Fridays.

<https://bibliotheque.univ-catholille.fr/>
contact-bibliotheque@univ-catholille.fr

CAREER CENTER & ALUMNI

The career center offers students tools and advice to build their professional project and to find an internship.

The goal of the career center is also to help students with their integration in the professional world by facilitating their contacts with companies.

careercenter@junia.com

JUNIA owns a community of more than 36 000 Alumni.

JUNIA Alumni department features conferences and events throughout the year. It also develops Alumni groups in France and abroad to help students settling in a new environment. On that matter, online tools are also available for students to find a job thanks to this wide Alumni network.

ASSOCIATIVE LIFE



Community life is a fundamental dimension for the success of the training. The school contributes by offering material conditions that allow engineering students to promote their personal development. Involvement in community life allows students to take responsibility and be independent, which is regarded as excellent preparation for corporate life.

Community life is very rich at JUNIA with more than 100 associations to share hobbies which include culture, sport, solidarity or humanitarian pursuits, business set-ups and technical interests.

ASSOCIATION DEDICATED TO INTERNATIONAL STUDENTS

JUNIA has an association dedicated to international students called JUNIA GLOBE. They will help with your integration at JUNIA by picking you up at Lille railway stations, helping you settle in your accommodation, by finding you a buddy and organizing events throughout the year. Here's their [Instagram Page](#).



THE BDE (STUDENT OFFICE) COMPOSED OF 4 POLES

- Arts and Culture (photography, music, theatre, cooking, plastic arts, cinema, oenology, travel, film, etc.).
- Citizenship and Solidarity (humanitarian associations, social openness,, outreach rounds, food collection, etc.) ;
- Events and services (board games, evenings, integration activities, welcoming new students, etc.)
- Entrepreneurship and technology (entrepreneurship club, conferences, robot building, workshops and fablab, etc.)

JUNIA SPORT ASSOCIATION OFFERS MORE THAN 40 DISCIPLINES:

- Team sports:(football, volleyball, basketball, rugby, handball, indoor football, hockey, etc.
- Water sports: rowing, swimming, water polo, sailing, cruising, kite surfing, etc.
- Combat sports: fencing, judo, kickboxing, etc.
- Individual sports: badminton, archery, tennis, track and field, dance, horse riding, rock climbing, weight training, golf, squash, etc.
- Dance and aerobics: Hip hop, modern, ballet, step, Zumba

Check their [Instagram page](#) for more information.

GOOD TO KNOW

Every Thursday afternoon is dedicated to sport and cultural activities. You don't have classes and will thus have the time to enjoy the wide range of activities offered by the school (some exceptions may apply depending on the program).

STUDENT LIFE

EATING WELL

You will find on campus a wide choice of places to have your meals. Most of the time, students have lunch in university restaurants, but also in snacks, sandwich shops and take-outs.

University restaurant

ALL resto oversees the seven university restaurants on campus. The university restaurants offer full, well-balanced, and varied meals at a very affordable price:

- The Food Corner with a street food offer - entrance via 47 boulevard Vauban
- The Globe-trotter and the Tradi with a wider range of self-service restaurants, world cuisine, traditional cuisine, accessible to all diets - entrance via 125 rue Meurein
- The Green which offers healthier cuisine and a wide range of vegetarian meals - entrance via 127 rue Meurein
- The Héninot sandwich shop where sandwiches, pasta, salads, paninis, etc. are offered - entrance via 125 rue Meurein

Opening hours

Restaurants are usually open from 11 a.m. until 1.30 or 2 p.m.

How much does it cost?

A meal in the self-service restaurants and sandwich bars costs 3,30 € that you can pay with the ALL services card or your JUNIA student card.

More information about university restaurants on the website:

<https://www.all-lacatho.fr/en/content/100-resto>

THE ALL SERVICES CARD/ STUDENT CARD

This card is required for payments in all the university restaurants and for the use of ALL services.

How does the card work?

Your student card is used as a means of payment at the university restaurant. To top it up, log in to your personal space on ALL website and click on "card reload". Your card balance is always displayed in your personal space, be sure to top up your card regularly so you don't find yourself stuck at the checkout of a restaurant or cafeteria.

In addition to your meal, this card is essential if you want to enjoy ALL's gym because it serves as an access badge and is necessary to buy a subscription.

How to get yours?

You will receive your student card when your administrative registration is finalized. You can also get a service card at the ALL-Services card office (University Restaurant basement) or at the ALL office at 47 boulevard Vauban (2nd floor). The card costs €2.

More information on the website:

FINDING A JOB

You would like to find a student job in France while studying? It's the best way to help cover your expenses, improve your skills, or even gaining experience! Be careful though as the academic programs are often demanding and timetables are very busy so it shouldn't be at expense of your studies.

Students usually find part-time jobs ("petit boulot" in French) to earn some money.

Our main contact for student jobs at JUNIA is armelle.parent@junia.com

You can find other jobs including childcare, tutoring (including language classes) or carrying out surveys...

If you are bilingual, you can work for Momji!

Your task will be to look after children and help them learn a foreign language!

There also are « interim » (part-time) agencies (Adecco, Randstad) which are free and will contact you for short jobs when needed. You can go to the agencies directly, or you can go on their website to sign up for the offers. The advantage is that you can accept or turn down a mission depending on your availability.

If you have a long-stay visa valid for student residence permit (VLS-TS) or student residence card, you can work up to 964 hours per year (60% the annual legal working time).

USEFUL WEBSITES

<https://www.momji.fr/en>

<https://www.jobaviz.fr/>

<https://jobetudiant.net/>

<https://www.studentjob.fr/job-etudiant/lille>

HEALTHCARE AND WELLNESS

WHERE TO GET MEDICAL CARE

The **University Multi-Service Health Centre (CPSU)** offers general medical consultations, gynaecology consultations, nurse appointments, dietitian consultations and psychological support.

Appointments can be book on [Malla](#), the CPSU app for booking an appointment.

47 rue du port

Open from Monday to Thursday 8 am - 7 pm

and Friday from 9 am to 6 pm

Closed during university holidays

Tel : +33 3-28-04-02-40

cpsu@all-lacatho.fr

<https://www.all-lacatho.fr/en/content/22-health>



HOSPITALS

Saint-Vincent Hospital

Open 24h/24 - Boulevard de Belfort à Lille

Tel : +33 3-20-87-48-48 (métro porte de Douai)

Saint-Philibert Hospital (Catholic University of Lille hospital)

Open 24h/24 - Rue du Grand But, Lille

Tel : +33 3 20 22 50 50

Lille University Hospital (CHR)

Open 24h/24 - 2 rue Oscar Lambert à Lille

Tel: +33 3-20-44-59-62 (métro CHU Eurasanté)

PHARMACIES

Most medicines are only available on prescription. You will need to give the pharmacist a doctor's prescription. You can only be reimbursed with a prescription (ordonnance). Outside pharmacy opening there is a duty rotation. A duty rota is posted on all pharmacy doors, but at night you first have to call the police station (17) for safety reasons.

Pharmacies can easily be recognised by their green cross.

A few pharmacies near JUNIA:

Grande Pharmacie Colbert

269 Rue Nationale

59000 Lille

Tel: +33 3 20 54 09 00

Pharmacie Vauban

167 rue Colbert

59800 LILLE

Tel: +33 3 20 30 68 29

Grande Pharmacie des Halles (Opened 24h/24)

99 Rue Solférino 59800 Lille

Tel: +33 3 20 54 02 74

EMERGENCY NUMBERS

ENGLISH-SPEAKING PRACTITIONER

To be sure if a practitioner is speaking English, make sure to check on the Doctolib app if your doctor speaks English! (link below)

- Ambulance → 15
- Police → 17
- Firefighters → 18
- European emergency number → 112
- SOS Médecins → 0 826 46 91 91

USEFUL ADDRESSES - LINKS

- Caisse Primaire d'Assurance Maladie : <https://www.ameli.fr/>
2, rue d'Iéna
59895 LILLE Cedex 9
- Doctolib : for quick and easy medical appointments <https://www.doctolib.fr/>
(note that not all the practitioners or medical centers are using Doctolib online appointment system)

GOOD TO KNOW

Some specialists apply extra-fees.
Before getting an appointment, check out the list of practitioners who may not apply any fee. These apply « honoraires sans dépassement » in the search tool (in French only): <http://annuaresante.ameli.fr/nouvelle-recherche/professionnels-de-sante.html>

SOCIAL SUPPORT

JUNIA has a Diversity and solidarity Service which can support students by providing them with financial funding. You can check if you are eligible by contacting:

philippe.biela@junia.com

Also, you can meet a social worker if you have personal or financial issues. He will have an open ear for any kind of difficulty. He is located at the CPSU.

+33 3 28 04 02 47 or solidarite@all-lacatho.fr.

MENTAL HEALTH

In addition to general medical consultations, the CPSU offers and psychological support. You can make an appointment if you need on the following platform:

cpsu@all-lacatho.fr

If you need punctually some psychological support, Nightline is an association and helpline made by students, for students. You can get support either by telephone or by chat, from 9 p.m. to 2:30 a.m. for a free service.

[/https://www.nightline.fr/en](https://www.nightline.fr/en)



LIVING IN LILLE



DISCOVER LILLE

Lille is a vibrant and dynamic city full of things to do and see, you won't get bored! Besides, the warmth of people from Lille will make up for the unpredictable weather!

With swift connections to Brussels (35 minutes), Paris (60 minutes) and London, Lille is also the perfect city if you want to visit Europe.

Successively Flemish, Burgundian, and Spanish before becoming French, Lille boasts an outstanding architectural heritage. A prosperous merchant city in the Middle Ages, later home to a citadel built under King Louis XIV, an industrial powerhouse in the 19th century, and an ambitious metropolis in the 20th, the city preserves the legacy of its past while confidently looking toward the future.

Here are some of the things to do during your exchange in Lille:

1. Wander around the city center and the Vieux-Lille (Old town)



Take the time to wander around the city center and admire the beautiful buildings and architecture. You would be amazed especially by the beauty of the Opera de Lille, the main square (called Grand' Place) and the Vieille Bourse.

Then head to the typical streets of the Vieux Lille, which is an emblematic and popular neighborhood in Lille. The Vieux-Lille is a very dynamic area with plenty of unique vintage shops and luxury stores. You can also find symbolic places like the Avenue du Peuple Belge, Treille's cathedral and La Place aux Oignons.

Eat the most typical dishes from Northern France in one of the many restaurants (called "estaminets") in Rue de Gand and the best pastries of the region.

2. Book market on Vieille Bourse

The Vieille Bourse or "Old Stock Exchange" is one of the places to visit in Lille. The building dates back to the 17th century and consists of 24 identical houses built around an inner square.

If you go in the morning, it'll be rather calm and you'll be able to admire the architecture, but in the afternoon, secondhand booksellers open their stands and people come to play chess here. During summer, tango lessons are also organized there.

3. Spend a Sunday Morning at the Wazemmes market

One of northern France's best-loved and largest outdoor markets is held at Place Nouvelle Aventure on Tuesday, Thursday and Sunday mornings.

Of the three days, Sunday is far the most vibrant and colourful, there are hundreds of stalls and thousands of people showing up to browse and buy.

If you are in Wazemmes, you must go to the "Day-by-Day", a shop where you can buy loose foods. The owners are welcoming, and you will do a good action for the environment!



4. Take a walk or chill in La Citadelle



La Citadelle is Lille's biggest park. This is a great place to chill with your friends, do your jogging or simply have a walk. You can also stop by the Quartier Libre where you can have a drink outside or play games. Besides, the Citadelle is in Vauban neighborhood, close to our school.

A little history: After conquering Lille in 1667, King Louis XIV wasted little time reinforcing the city's fortifications. The star-shaped citadel was built in just three years, and was designed by none other than Vauban, the famed military engineer who left his mark across France in this time.

5. Visit the museums

If you like museums, you won't be disappointed: Palais des Beaux-Arts (Popular Art Museum), Natural history museum, musée de l'Hospice Comtesse... You will find more information on the tourist information office's website:

<https://www.lilletourism.com/>

6. Don't miss the Braderie de Lille

The "Braderie de Lille" is the biggest event of the city which takes place during the first weekend of September. You will have the chance to discover the biggest flea market in Europe, welcoming more than 2 million visitors each year. You will also have the opportunity to taste a famous traditional dish during the event: the "moules frites"

If you are hungry and want to have a drink with your new friends, here's a list of good restaurants and bars of Lille:

Specialties from the North of France :

- Aux Vieux de la Vieille
- Les Compagnons de la Grappe
- Les Fils à Maman
- Ch'tite Brigitte
- Aux Merveilleux de Fred

World cuisine :

- Boudabar Bu (Thai food)
- La Sandwicherie Libanaise
- Tasty Indian Food

Bars

- Urban bar
- Australian Bar
- Canopée
- Le Jaja (wine bar)
- L'Atelier Royal
- L'Imaginaire (nice terrace with a view on Cathedral Notre-Dame de la Treille)
- Tir Na Nog (Irish Pub)

Others

- La Bellezza (italian restaurant)
- La Clairière (local and vegan)
- L'Adresse (best burgers in Lille)
- Le Barbier qui Fume (Smoked meat cuisine)
- Briocherie Sylvana (delicious brioches and cookies)
- L'impertinente (best pastries!)

GOOD TO KNOW

You have a lot more good restaurants and bars in Lille. We recommend following the page "[Lille-Addict](#)" on social media, they give all the good addresses in Lille (bars, restaurants, museums, activities, events...). The page is in French but with your French classes we are sure that you will be able to understand it in no time.

SPIRITUAL LIFE

ON CAMPUS


Several masses are held in the Catholic University Chapel

60 Bis Bd Vauban - 59800 LILLE

The Chaplaincy of Lille Catholic University

67 Bd Vauban - 59800 LILLE

Phone : 03 59 90 25 97



aumonerie@univ-catholille.fr



<https://www.facebook.com/AumonerieUniversiteCatholiqueDeLille>



<https://www.instagram.com/aumonerielacatho/?hl=fr>

OTHER RELIGIOUS SERVICES

Paroisse Notre-Dame de Consolation (Vauban square)	12, rue du Sabot – Lille
Cathédrale Notre Dame de la Treille	Place Gilleson – Lille +33 3 20 31 59 12 cathedraledelatreille@gmail.com
French Reformed Church of France	15 rue Jeanne d'Arc – Lille +33 3 20 54 77 28
Greek Orthodox Church	108 rue Princesse – Lille +33 3 20 54 08 89
Anglican Church	4 rue Watteaumail – Lille chaplain@christchurchlille.com
Lille Sud Mosque	59 Rue de Marquillies – Lille +33 3 20 53 02 65
Synagogue : Jewish cultural association	5 rue Auguste Angellier – Lille +33 3 20 51 12 52

Checklist

BEFORE YOU LEAVE

- Book an accomodation
- Obtain your visa (if applicable)
- Plan your budget
- Pay the CVEC (only for degree-seeking students)
- Take all important documents with you
- Complete your school registration through the WebAurion

UPON ARRIVAL

- Get your visa validated (if applicable)
- Register for Social Security (if applicable)
- Subscribe to a Mutuelle, additional health care insurance (optional)
- Housing formalities (open an electricity account, housing insurance...)
- Open a bank account
- Get a French phone number
- Participate at the Welcome Session

**Any question ?
Please ask !**

THE INTERNATIONAL OFFICE

An international team ready to answer all your questions and help you before and during your stay. You can come to our office at the opening hours or contact us at our personal email addresses or at incoming@junia.com.

To make your arrival in Lille easier and to give you practical information about your stay, we will organize **general information session** between April-June. Stay connected for more information later on.

Coordinators

Brandon DECRAENE

Africa and Middle East

brandon.decraene@junia.com

Tel : +33 (0)3 61 76 23 65

Mégane MARTINS

America and North Africa

megane.martins@junia.com

Tel : +33 (0)3 59 56 69 03

Thanh Ly LÊ MINH

Asia & America

thanhly.leminh@junia.com

Tel : +33 (0)3 28 38 46 40

Julien PRUVOST

Eastern Europe, English-speaking Africa & Middle East

julien.pruvost@junia.com

Tel : +33 (0)3 28 38 48 48

Vira WANNEPAIN

Europe

vira.wannepain@junia.com

Tel : +33 (0)3 28 38 48 23

Natalia GODON-JAMIOLKOWSKA

Asia & French-speaking Africa

natalia.godon@junia.com

Tel : +33 (0)3 61 76 23 97

Juliette DESCAMPS

Western Europe

juliette.descamps@junia.com

Tel : +33 (0)3 28 38 48

Keep connected and follow us in our different social networks:



See you soon at

JUNIA

JUNIA



UNIVERSITÉ
CATHOLIQUE
DE LILLE 1875

Cti
Commission
des titres d'ingénieur



CONFÉRENCE DES
GRANDES
ÉCOLES



ENSEIGNEMENT
SUPÉRIEUR PRIVÉ
D'INTÉRÊT GÉNÉRAL
LOI DU 22.07.2013

EUR-ACE®



Erasmus+